




Lions Clubs International District 306 B2



Basic Steps to Create a Lion Account

What is a Lion Account?

On March 27th, 2019, Lions Clubs International moved to a universal login system called the Lion Account to streamline access to our digital products. All Lions may sign up for a Lion Account to gain access to our digital products, including MyLion and MyLCI.

What personal information is needed to establish a Lion Account?

Member ID*

Date of Birth

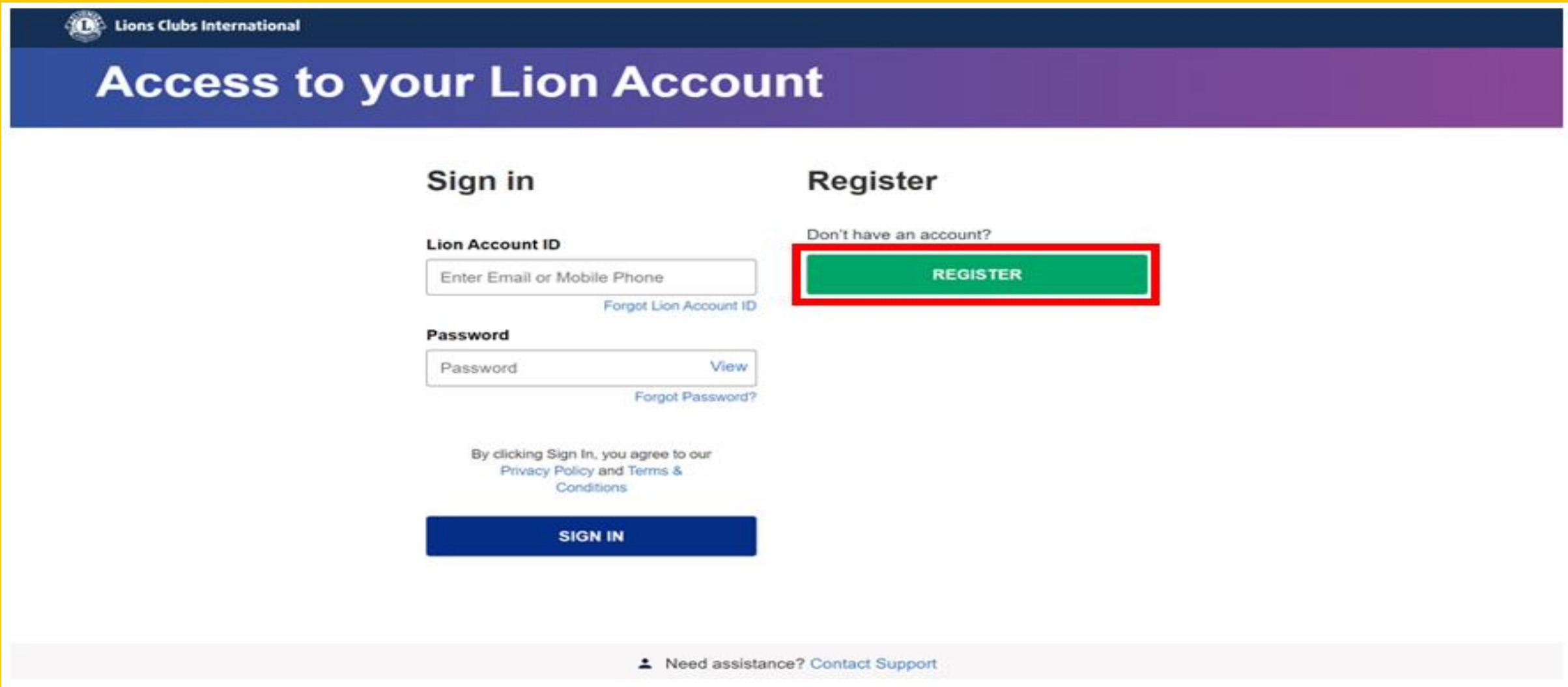
Email address* or Mobile Number*

*To successfully register for a Lion Account, this information must match the Lions Clubs International database. Your club secretary is able to confirm this information.

How do I register a Lion Account?

Lions may register for a Lion Account by following these steps:

1. Visit the login page, [found at this link](#), and select "Register":



The screenshot shows the "Access to your Lion Account" page. On the left, under "Sign in", there are input fields for "Lion Account ID" (with a placeholder "Enter Email or Mobile Phone" and a "Forgot Lion Account ID" link) and "Password" (with a "View" link and a "Forgot Password?" link). Below these is a "SIGN IN" button and a note: "By clicking Sign In, you agree to our Privacy Policy and Terms & Conditions". On the right, under "Register", there is a "Don't have an account?" link and a green "REGISTER" button highlighted with a red border. At the bottom, there is a link: "Need assistance? Contact Support".

2. Enter in your first name, last name and member ID and select "Continue":

Lions Clubs International

Access to your Lion Account

Sign in

Already have an account?

SIGN IN

Register

First Name*

Last Name*

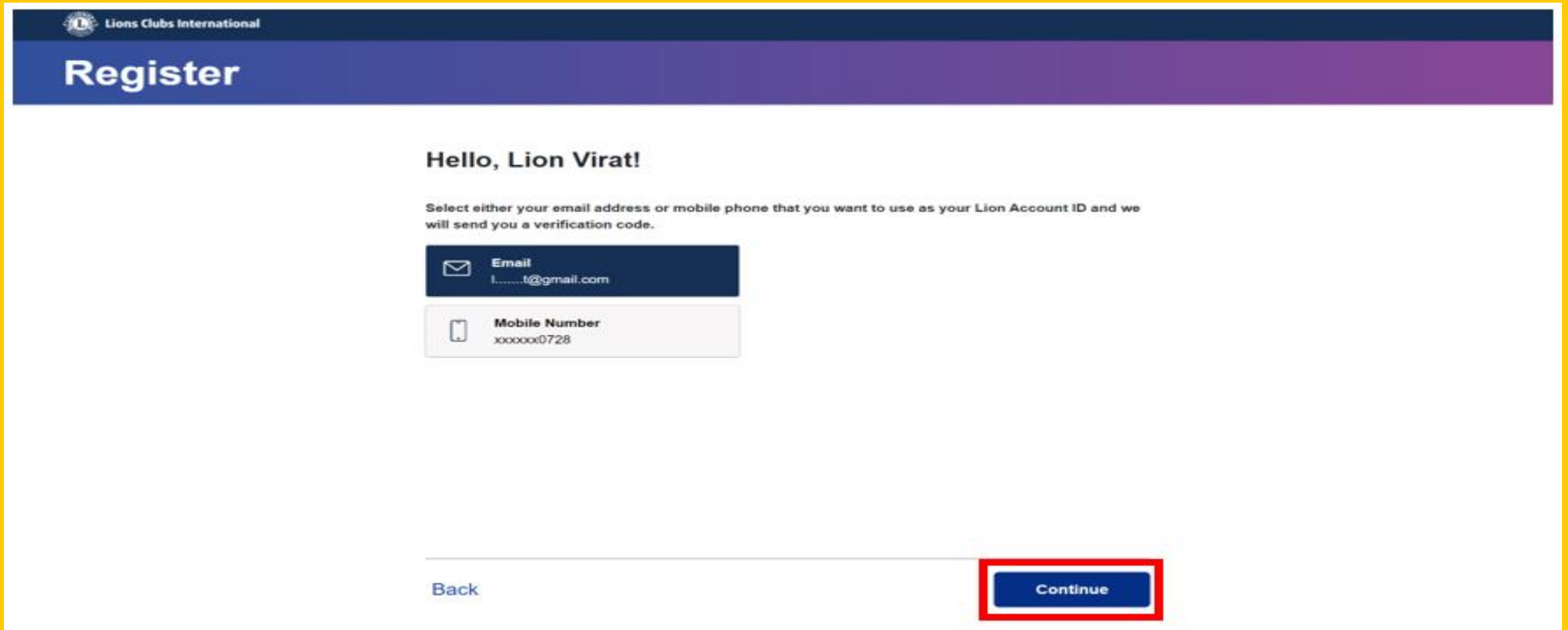
Member ID / Person ID ⓘ

Continue

Need assistance? [Contact Support](#)

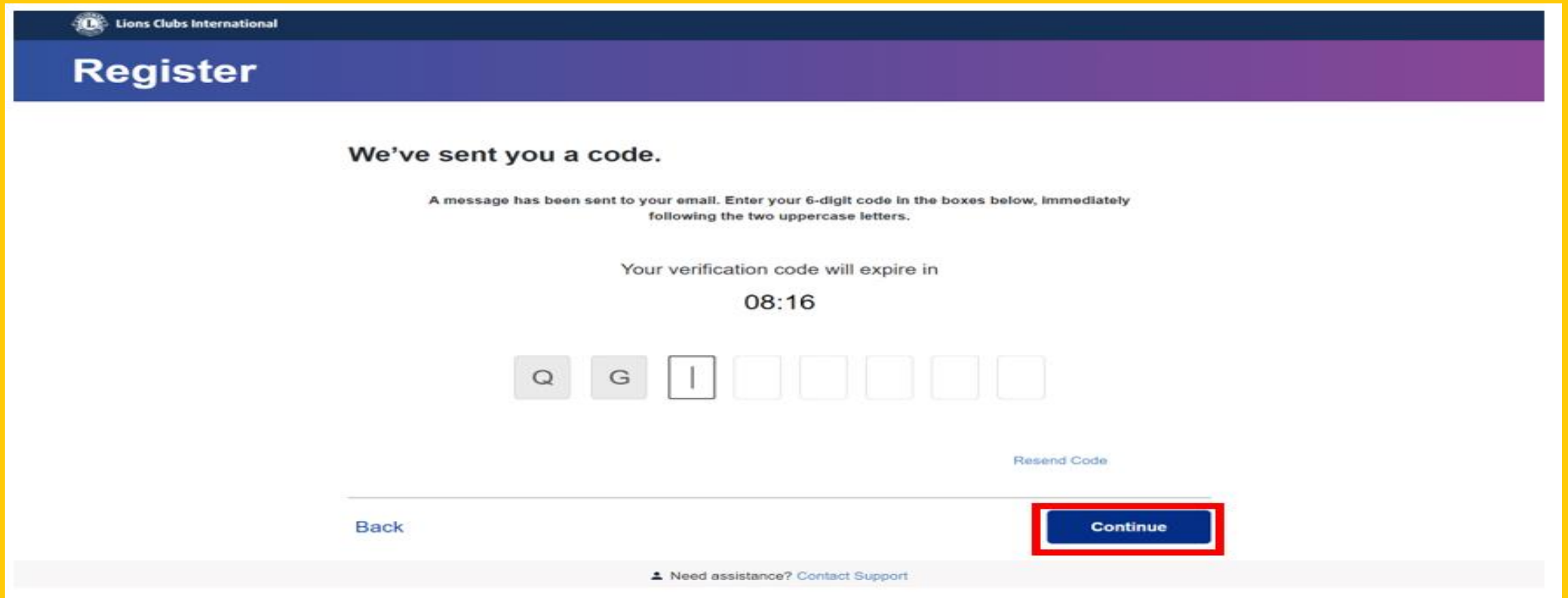
NOTE: If you are an Administrator who is not a member of a club, using your Person ID to register is your best option.

3. Once your information is located within the system, an option will appear to send your verification code to either your email or mobile number on record. Select your preferred method and click “Continue”:



The screenshot shows the registration interface for Lions Clubs International. At the top, there is a dark blue header with the Lions Clubs International logo and the word "Register" in white. Below the header, the page displays a personalized greeting: "Hello, Lion Virat!". Underneath, a message states: "Select either your email address or mobile phone that you want to use as your Lion Account ID and we will send you a verification code." Two selection options are presented: "Email" with a dark blue background and a white envelope icon, and "Mobile Number" with a light gray background and a white mobile phone icon. At the bottom of the page, there are two buttons: a "Back" button on the left and a "Continue" button on the right. The "Continue" button is highlighted with a red rectangular border.

4. Enter the verification code you received into the blank boxes and select "Continue". For added security, the system allows 9 minutes from the verification request until it times out and you must resend the code:



The screenshot shows the registration verification page for Lions Clubs International. At the top, there is a dark blue header with the Lions Clubs International logo and the word "Register" in white. Below the header, the main content area is white. It starts with the heading "We've sent you a code." followed by the instruction: "A message has been sent to your email. Enter your 6-digit code in the boxes below, immediately following the two uppercase letters." Below this, it says "Your verification code will expire in 08:16". There are six input boxes for the code, with the first two containing the letters 'Q' and 'G', and the third containing a vertical bar '|'. The remaining three boxes are empty. To the right of the input boxes is a link labeled "Resend Code". At the bottom, there are two buttons: "Back" on the left and "Continue" on the right. The "Continue" button is highlighted with a red border. At the very bottom, there is a link: "Need assistance? Contact Support".

Note: If you did not receive the code, or if your session times out, you can resend the code by selecting "Resend Code".

5. Another screen will appear, asking you to create a password for your new account and to agree to our Privacy Policy and Terms of Use. Once those items are completed, select “Continue”.

6. A new screen appears, confirming that you now have a Lion Account. You can either sign in from this page or close this window.

What are the password requirements?

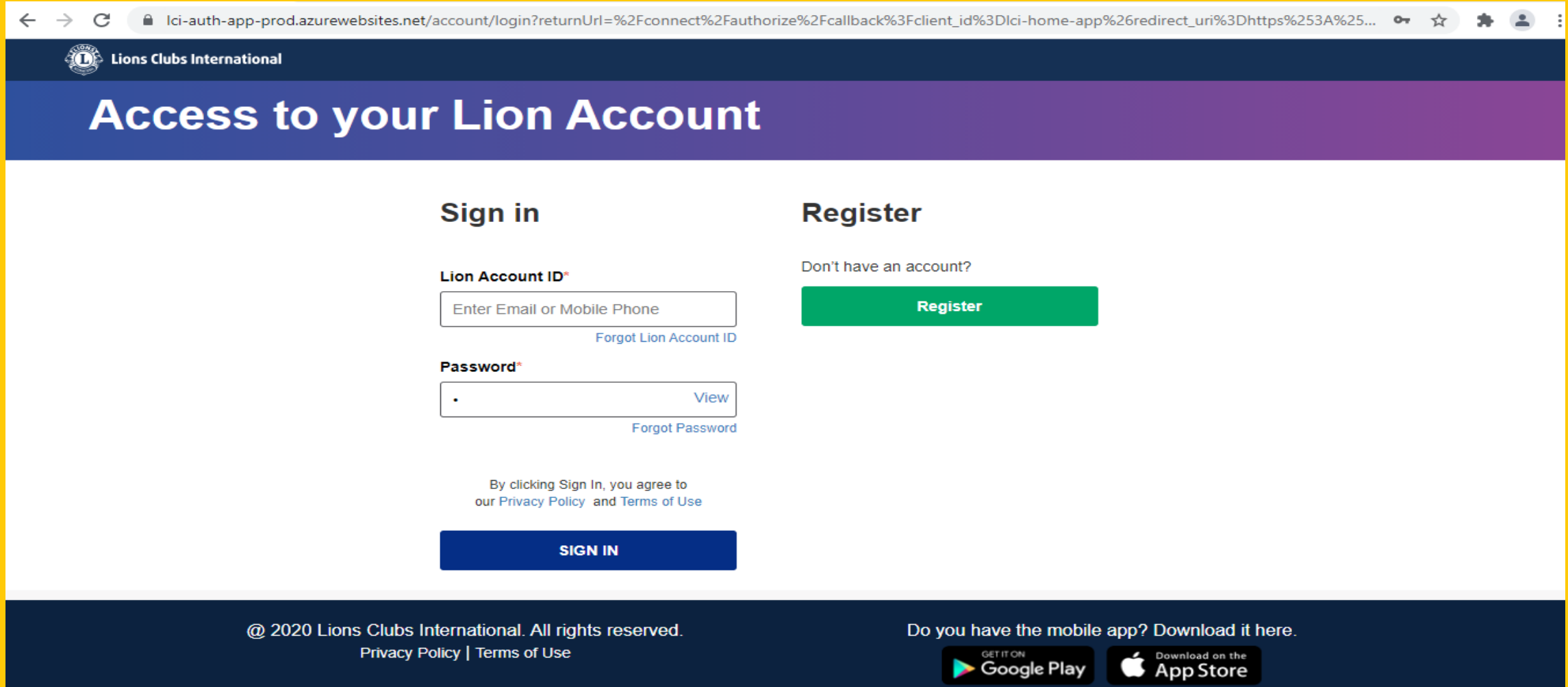
The password requirements are:

- Should be at least 6 characters.
- Should contain at least one uppercase letter.
- Should contain at least one lowercase letter.
- Should contain at least one number.

Passwords are case sensitive, so be sure to enter upper and lowercase letters carefully.

How can I login with my Lion Account?

Registered users can login with their Lion Account in either the desktop version [at this link](#), or the MyLion mobile app, available for download on iOS and Android devices.



The screenshot shows a web browser window with the URL `lci-auth-app-prod.azurewebsites.net/account/login?returnUrl=%2Fconnect%2Fauthorize%2Fcallback%3Fclient_id%3Dlci-home-app%26redirect_uri%3Dhttps%253A%25...`. The page header features the Lions Clubs International logo and name. Below the header is a purple banner with the text "Access to your Lion Account". The main content area is divided into two columns: "Sign in" and "Register".

Sign in

Lion Account ID*

Enter Email or Mobile Phone [Forgot Lion Account ID](#)

Password*

• [View](#) [Forgot Password](#)

By clicking Sign In, you agree to our [Privacy Policy](#) and [Terms of Use](#)

SIGN IN

Register

Don't have an account?

Register

@ 2020 Lions Clubs International. All rights reserved.
[Privacy Policy](#) | [Terms of Use](#)

Do you have the mobile app? Download it here.

GET IT ON Google Play | Download on the App Store

Thank You

For any Help Please contact

Region 1 – 3 - Lion Ravi – 072 3 621 661

Region 4 – 6 - Lion Nishanthan – 077 3409836

Region 7 – 9 - Lion Amarasingha – 077 315 0043

Region 10 – 13 - Lion Nalin – 077 580 0578